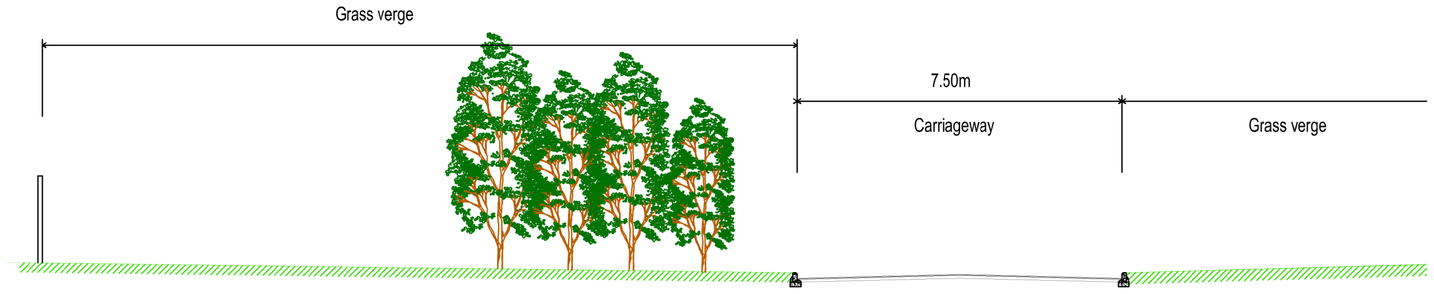

Cross section A-A through existing Council road. Scale 1: 100.

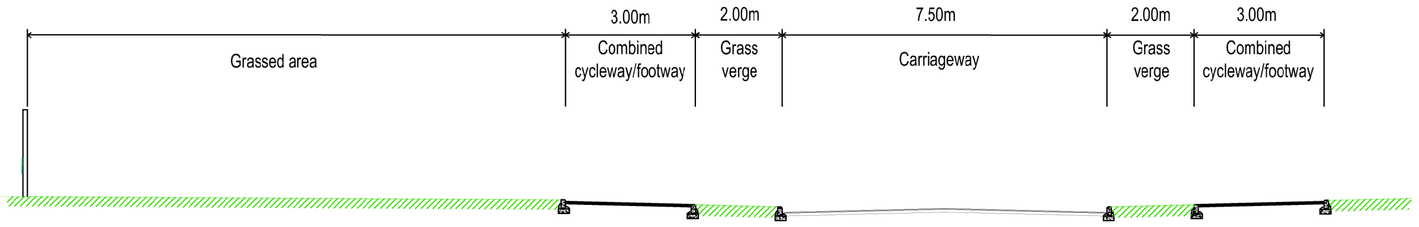

Cross section A-A through proposed Council road. Scale 1: 100.

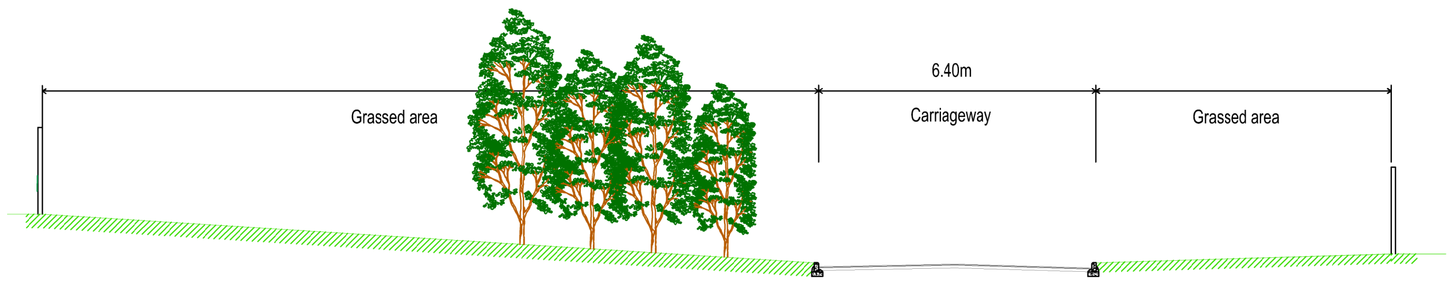

Cross section B-B through existing Council road. Scale 1: 100.

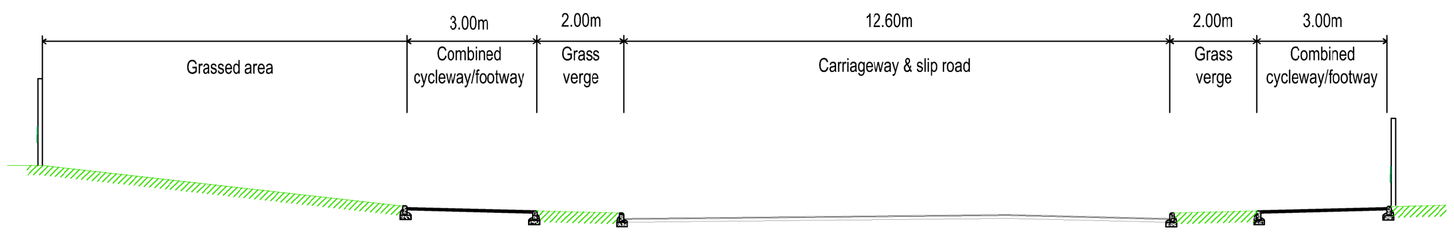

Cross section B-B through proposed Council road. Scale 1: 100.

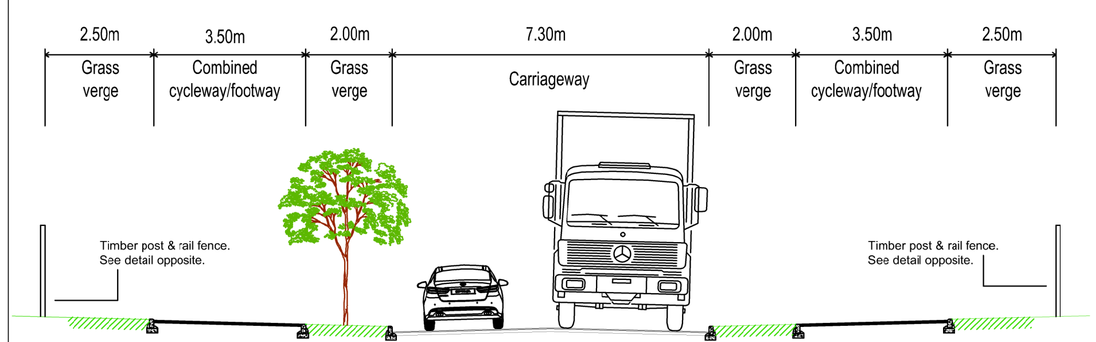

Private Development cross section C-C. Scale 1: 100.

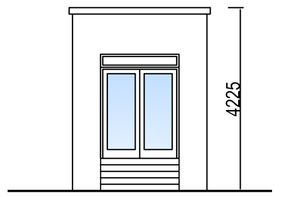

Front Elevation.
Scale:- 1: 100

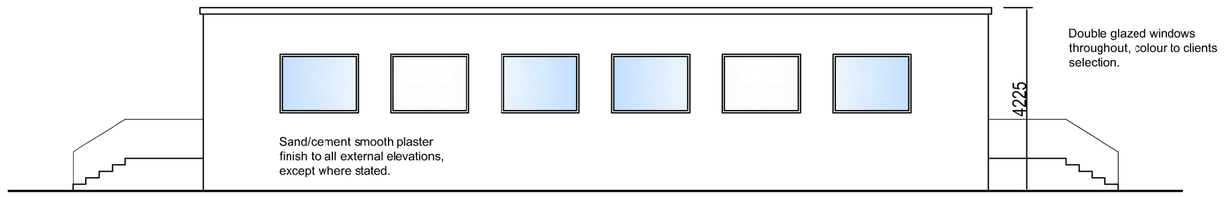

Side Elevation.
Scale:- 1: 100



Rear Elevation.
Scale:- 1: 100

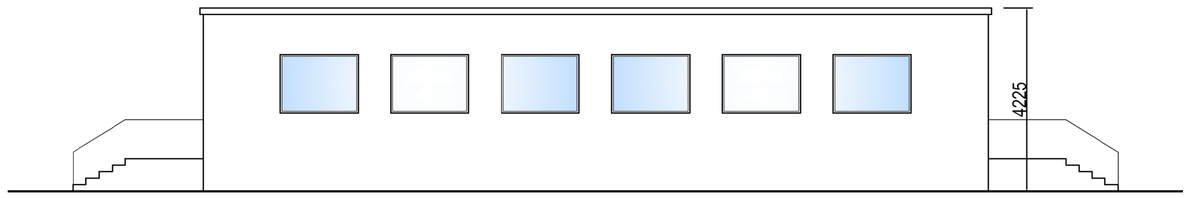

Side Elevation.
Scale:- 1: 100

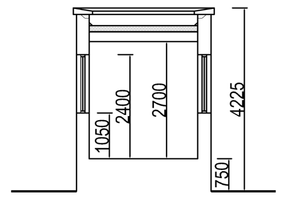

Typical Section.
Scale 1: 100.

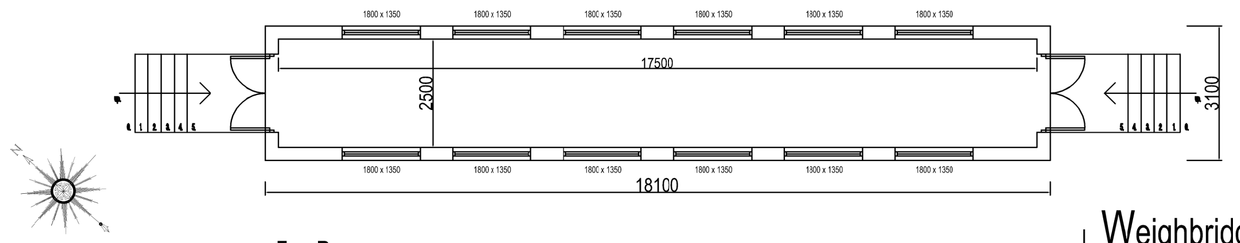

Floor Plan. Scale:- 1:100.
Floor area:- 43.75m2

Weighbridge Control Booth details.

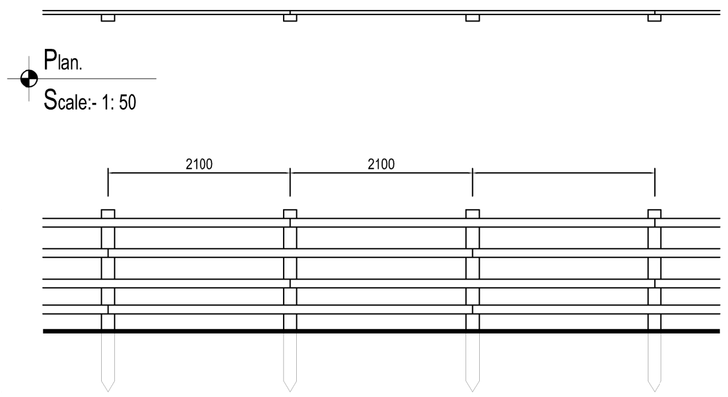

Plan.
Scale:- 1: 50

Elevation Industrial Estate side.
Scale:- 1: 50

Typical Section.
Scale:- 1: 50

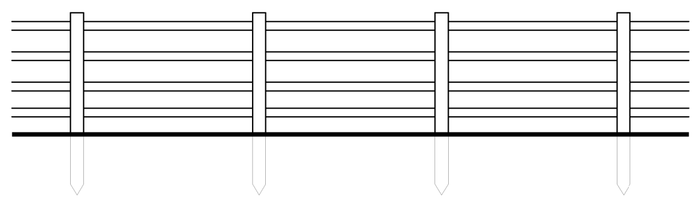

Elevation Road side.
Scale:- 1: 50



Palladine perimeter fencing (2.10m high).
Scale:- 1: 50.

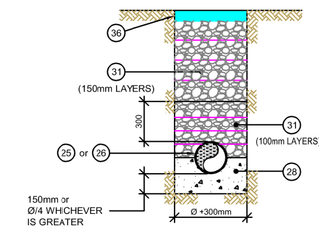

UNDER
ROADS/HARDSTANDINGS/FOOTPATHS

COVER ≥ 1.2m *

* NOTE: IF COVER IS LESS THAN THESE FIGURES PIPE TO BE FULLY SURROUNDED IN 150mm THICK CONCRETE AS PER DETAIL Q.

NOTE: 0.75m ABSOLUTE MINIMUM DEPTH OF COVER TO PIPES UNDER ROADS / HARDSTANDINGS / FOOTPATHS WHERE PIPES TO BE TAKEN IN CHARGE BY DUBLIN CITY COUNCIL.

NOTE: PIPE DIA. = Ø

NOTE: APPLIES WHERE EDGE OF TRENCH IS WITHIN 1000mm OF ROAD EDGE.

PROPOSED BEDDING DESIGN
TO DRAINAGE PIPES

NOTES: -

25) CONCRETE SEWER PIPES WITH SPIGOT & SOCKET JOINTS & RUBBER RING FITTINGS TO COMPLY WITH IS/EN 1916 & IS 6 2004 OR EQUIVALENT STANDARD CLASS M OR CLASS H.

26) VITRIFIED CLAY PIPES & FITTINGS COMPLYING WITH THE REQUIREMENTS OF IS/EN 295-1/2/3: 1992 OR EQUIVALENT STANDARD CLASS 160 OR CLASS 200.

28) CONCRETE BED & SURROUND TO BE A MINIMUM 150mm THICK IN-SITU CONCRETE CLASS C16/20 & HAUNCHED HALF WAY UP THE BARREL OF THE PIPE.

31) GRANULAR BACKFILL MATERIAL SHALL BE IN COMPLIANCE WITH CLAUSE 804 (GRANULAR MATERIAL TYPE B) OF THE NRA SPECIFICATION FOR ROAD WORKS. GRANULAR BACKFILL SHOULD BE PLACED UNIFORMLY ON EITHER SIDE OF THE PIPE IN LAYERS NOT EXCEEDING 100mm, EACH LAYER BEING COMPACTED BY HAND & TAMPING UNTIL THE PIPE HAS MINIMUM OF 300mm COMPACTED COVER. CARE SHOULD BE TAKEN THAT THE PROCESS OF COMPACTION DOES NOT DISPLACE THE PIPE FROM ITS CORRECT LINE & LEVEL. SUBSEQUENT LAYERS OF GRANULAR FILL TO BE WELL COMPACTED IN 150mm THICK LAYERS TO THE LOCAL AUTHORITY ROAD DIVISION SPECIFICATION. MECHANICAL COMPACTION EQUIPMENT SHOULD NOT BE USED UNTIL THERE IS A MINIMUM OF 450mm COMPACTED COVER OVER THE CROWN OF THE PIPE.

36) SURFACING TO BE IN ACCORDANCE WITH THE ROAD SPECIFICATION &, IF APPROPRIATE, LOCAL AUTHORITY REQUIREMENTS.

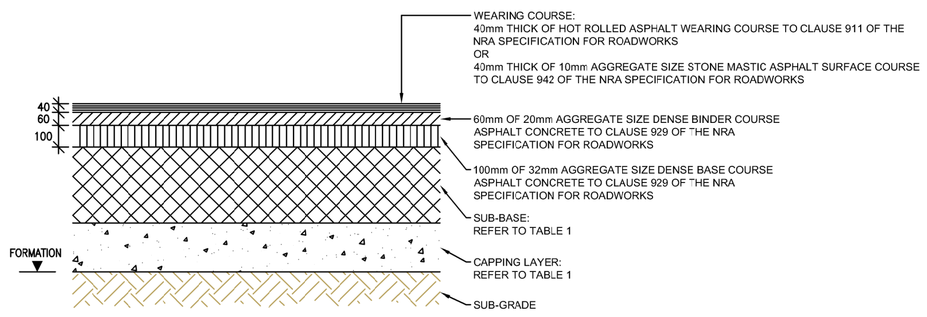

SECTION THROUGH HEAVY ACCESS ROUTES
(INCLUDING COMMERCIAL / RESIDENTIAL ROADS
AND HGV / BUS ACCESS

TABLE 1

SUB-GRADE CBR %	SUB-BASE THICKNESS OPTION A	CAPPING LAYER + SUB-BASE THICKNESS OPTION B
<2	-	600 + 225
2 TO 2.9	400	350 + 225
3 TO 4.9	325	350 + 225
5 TO 6.9	250	150 + 225
7 OR MORE	225	- + 225

NOTE:
OPTION 'A' = CLAUSE 804 GRANULAR SUB-BASE MATERIAL TYPE B TO THE NRA SPECIFICATION FOR ROADWORKS
OPTION 'B' = 225mm THICK CLAUSE 804 GRANULAR SUB-BASE MATERIAL TYPE B ON CLAUSE 613 CLASS 6F1 OR 6F2 MATERIAL TO THE NRA SPECIFICATION FOR ROADWORKS

Section locations indicated on Site Layout Plan drawing (Drg No. P001).

NOTES:-

This is a Planning drawing only and is therefore imited in its capacity to convey the total information, details & specification necessary to complete the works. Any work carried out that is not covered here will be the responsibility of the persons carrying them out. If any situation arises which would cause a contravention of the building regulations, then the Engineer should be consulted, otherwise the Engineer cannot be held responsible. As this drawing is prepared as a Planning drawing only, it is strongly recommended that the Engineer be consulted for the preparation of full working drawings. It is solely the clients responsibility to appoint a Qualified Engineer to supervise the project during the construction stage and to prepare structural working drawings for the builder.

ALL WORK AND MATERIALS ARE TO BE IN ACCORDANCE WITH THE CURRENT BUILDING REGULATIONS WHETHER DETAILED ON THIS DRAWING OR NOT.

All dimensions to be taken on site. Do not scale any dimensions from this drawing. This drawing is to be read in conjunction with all other relevant drawings and specifications etc that are issued.

This drawing remains the copyright of Coyle Civil & Structural and may not be copied or reproduced without written consent.

Coyle
CIVIL & STRUCTURAL

No. 3 High Street, Monaghan Town,
Co. Monaghan. H18 X635
Tel: 047-72175
Website: www.coylecs.ie
E-mail: info@coylecs.ie

Project: Phase 1 of the proposed 9.863 ha Huntstown Circular Economy Hub comprising Materials Recovery Facility, Food Container Cleaning Plant & Ancillaries at Huntstown Td / Coldwinters Td, Fingal, Co. Dublin.

Client: Rathdrinagh Land Unlimited Company, t/a Irish Recycling Limited.

Sheet Title: Road cross sections & general details.

Project No.: 22-039.		Date: 26-01-23.	
Drawing No.: P008.	Scale: As shown.	Rev:	Checked: